

GENERAL LOCK

— PADLOCKS —

INDEX:

Solid Brass Padlocks

Applications	F:1
Features	F:1
Care	F:1
Pictures	F:1

How to Order - Nomenclature

Solid Brass Padlocks	F:2
Laminated Steel Padlocks	F:2

Laminated Steel Padlocks

Applications	F:3
Features	F:3
Care	F:3
Pictures	F:3

Solid Brass Padlocks at a Glance	F:4
---	-----

Laminated Steel Padlocks at a Glance	F:5
---	-----

TERMS AND CONDITIONS:

LIMITED WARRANTY:

General Lock warrants its padlocks to be free from defects in mechanical operation and workmanship for a period of 1 year from the date of purchase. However, this warranty does not apply to products (i) used for purposes for which they are not designed or intended; (ii) which have been subjected to alteration, abuse, misuse, negligence or accident; (iii) which have been improperly stored, installed, maintained or operated; (iv) which have been used in violation of written instructions provided by General Lock; or (v) which have been subjected to improper temperature, humidity or other environmental conditions (i.e. corrosion). General Lock will, at its option, repair or replace its products, which in its opinion are found to be defective. Products repaired or replaced under this warranty are covered only for the remainder of the original warranty period. THIS WARRANTY IS IN PLACE OF ALL OTHER WARRANTIES, EITHER EXPRESS OR IMPLIED, AND EXCLUDES THE IMPLIED WARRANTIES OF MERCHANTABILITY AND FITNESS FOR A PARTICULAR PURPOSE. The following costs and expenses are not covered by the provisions of this limited warranty: (i) labor costs for the removal and reinstallation of padlocks; (ii) shipping and freight expenses required to return the padlocks to General Lock or an authorized seller; (iii) normal maintenance; and (iv) any other incidental, consequential, indirect, special and/or punitive damages, whether based in contract, warranty, tort (including, but not limited to, strict liability or negligence), patent infringement, or otherwise, even if advised of the possibility of such damages. General Lock's maximum liability under this limited warranty is limited to the original purchase price of the product.

ORDERING / QUOTES:

Possession of prices from General Lock does not commit General Lock to accept any order. General Lock reserves the right to refuse any order and will not be bound to fill any order until it has been accepted by a representative of General Lock and confirmed by a written acknowledgement. Quotations are valid for ninety (90) days following the date of quotation. Orders must be submitted in writing.

CLAIMS:

Every possible care is taken in the final examination and packing of goods, and no complaints can be entertained unless made promptly on receipt of goods. No claim will be allowed for work done by others, consequential damages, or other expenditure, and General Lock's undertaking to repair or replace defective goods is its only liability. No claim for damage, shortage or loss in transit will be considered unless notice in writing is given to the carrier and to General Lock within ten (10) days of receipt of goods.

RETURNS:

Customer must advise General Lock of merchandise to be returned and an RGA will be issued. Goods returned without an RGA will not be accepted by General Lock. Full credit against future purchases or replacements will be made at the option of General Lock if its investigations reveal goods were shipped in error or are defective in workmanship or material. Otherwise, a restocking fee of no less than fifty (50%) percent or \$100 Net (whichever is greater), will be charged to return standard stock products, custom or "special" order items will be handled on a case to case basis.

BACK CHARGES:

General Lock is not responsible for, does not authorize, and will not accept any charges for the cost of labor or materials incurred by anyone other than General Lock for any installation, repair, service or replacement unless incurred with General Lock prior agreement and written consent.

SPECIAL ORDERS:

Products not listed in this catalog are considered 'special order products' and must be authorized by the factory. Some items will require a minimum purchase quantity or additional charges. Unless quoted differently from the Factory, standard factory lead times of 8-12 weeks will apply. Orders for 'special order products' are non-cancelable and can not be returned unless defective.

Solid Brass Padlocks

PL40B, PL50B, and PL60B Series - Applications, Features, Care, and Pictures

APPLICATIONS:

The 40 Series, 50 Series, and 60 Series heavy-duty solid brass padlocks are corrosion, rust, and weather resistant. The 40 Series and 50 Series padlocks are available with longer shackle lengths for greater shackle clearance. Solid brass padlocks are suitable for commercial or residential use; vispack packaging available only.

FEATURES:

MECHANISM: Precision brass pin tumbler mechanism

SHACKLE: Hardened shackle with electro-plating resists hacksaw cutting. Shackle engaged at both ends for greater security.

SHACKLE DIMENSIONS: For all dimensions refer to page F:4

KEYING: Keyed alike, keyed different

PIN: 5-pin = 40 Series and 50 Series
6-pin = 60 Series

KEYS: 2 keys

CARE:

Tips to keep the locks in the best working condition:

Lubricate the locks periodically with graphite or similar dry lubricant. Apply lubricant sparingly in both the keyway and shackle openings.

Your lock is only as strong as the handle / latch on which it is hung.

When the lock is operated rarely or exposed to harsh weather conditions, internal working parts may become tight. In such cases, you may apply a minor downward pressure on the shackle while the key is being turned.

SOLID BRASS PADLOCK BLISTER PACKS



PL40B10S

PL40B20S

PL50B10S

PL50B25S

PL60B10S

40 SERIES SOLID BRASS PADLOCKS



PL40B10S

PL40B20S

50 SERIES SOLID BRASS PADLOCKS



PL50B10S

PL50B25S

60 SERIES SOLID BRASS PADLOCKS



PL60B10S

GENERAL LOCK

Quality & Value™

— Product Guide 103.1 — F:1

Solid Brass Padlocks

How to Order - Nomenclature

PL 40 B 10 S KA 401

MATERIAL
B = Solid Brass

SERIES
40 = 40
50 = 50
60 = 60

TYPE
PL = Padlock

KEY SERIES
401
402
403
601 = (PL60 Series Only)

KEYING
KA = Keyed Alike
KD = Keyed Different

SHACKLE MATERIAL
S = Steel Shackle

SHACKLE SIZE
10 = 1" Shackle Clearance (approx.)
25 = 2" Shackle Clearance (approx.)

Laminated Steel Padlocks

How to Order - Nomenclature

PL 40 L 10 S KA GL1001

MATERIAL
L = Laminated

SERIES
40 = 40
45 = 45
50 = 50

TYPE
PL = Padlock

KEY SERIES
GL1001
GL1002
GL1003
GL1004

KEYING
KA = Keyed Alike
KD = Keyed Different

SHACKLE MATERIAL
S = Steel Shackle

SHACKLE SIZE
10 = 1" Shackle Clearance (approx.)
20 = 2" Shackle Clearance (approx.)

Laminated Steel Padlocks

PL40L, PL45L, and PL50L Series - Applications, Features, Care, and Pictures

APPLICATIONS:

The 40 Series, 45 Series, and 50 Series laminated steel padlocks have a precision brass pin tumbler mechanism, are rust resistant, and resist hacksaw cutting. The shackle engages at both ends for greater security. Hundreds of key possibilities maximize lock integrity. Laminated steel padlocks are suitable for commercial or residential use; vispack and boxed packaging available.

FEATURES:

MECHANISM: Laminated steel body and zinc plating for strength and rust resistance

SHACKLE: Hardened shackle resists cutting. Dual-locking shackle resists prying.

SHACKLE DIMENSIONS: For all dimensions refer to page F:5

KEYING: Keyed alike, keyed alike 2, keyed alike 4, keyed different

PIN: 4-pin tumbler cylinder for pick resistance

KEYS: 2 keys

CARE:

Tips to keep the locks in the best working condition:


Lubricate the locks periodically with graphite or similar dry lubricant. Apply lubricant sparingly in both the keyway and shackle openings.

Your lock is only as strong as the handle / latch on which it is hung.

When the lock is operated rarely or exposed to harsh weather conditions, internal working parts may become tight. In such cases, you may apply a minor downward pressure on the shackle while the key is being turned.

NOTE:

* Laminated padlocks are available in the summer of 2007



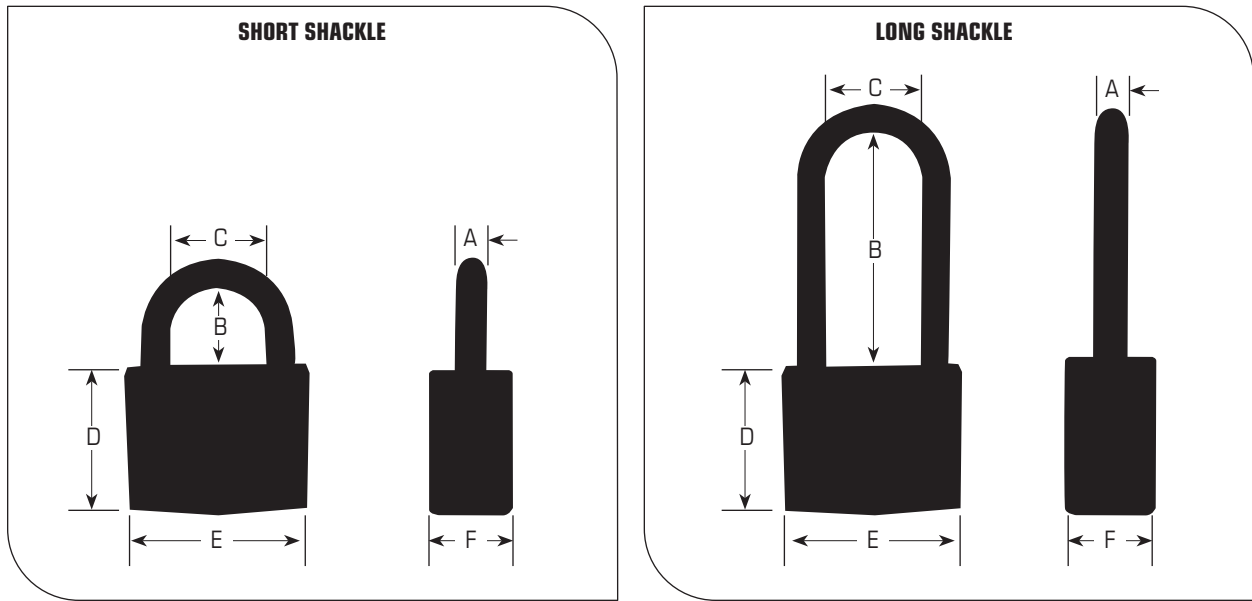
GENERAL LOCK

Quality & Value™

— Product Guide 103.1 — F:3

Solid Brass Padlocks at a Glance

Review these features and see which General Lock padlock is right for your needs.



BRASS:

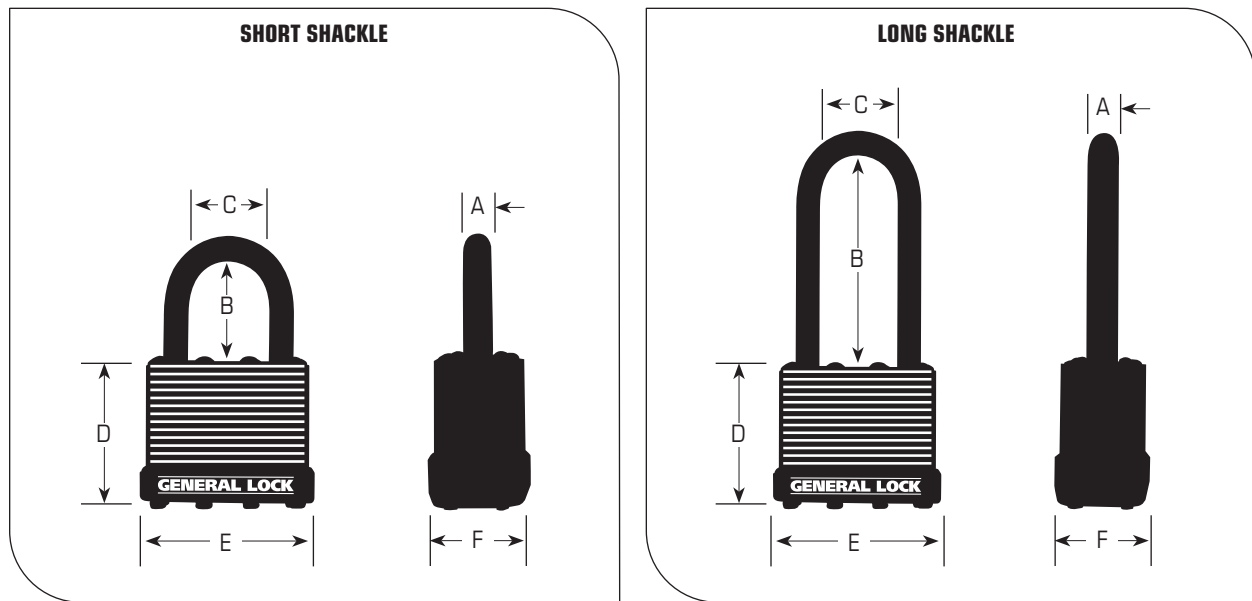
Part Number	PL40B10S	PL40B20S	PL50B10S	PL50B25S	PL60B10S
Shackle Diameter (A) (in inches)	1/4"	1/4"	9/32"	9/32"	11/32"
Shackle Clearance (B) (in inches)	7/8"	2"	1"	2-1/2"	1"
Shackle Width (C) (in inches)	25/32"	25/32"	1-1/32"	1-1/32"	1-1/4"
Body Height (D) (in inches)	1-3/16"	1-3/16"	1-7/16"	1-7/16"	1-11/16"
Body Width (E) (in inches)	1-9/16"	1-9/16"	2"	2"	2-3/8"
Body Thickness (F) (in inches)	7/16"	7/16"	1/2"	1/2"	5/8"
Weight	0.29 lbs	0.36 lbs	0.49 lbs	0.5 lbs	0.73 lbs
Keying	KA 401 KA 402 KA 403 KD	KA 401 KD	KA 401 KA 402 KA 403 KD	KA 401 KD	KA 601 KD
# of pins in cylinder	5	5	5	5	6
Shelf pack / qty.	6	6	6	6	6
Master carton qty.	24	24	24	24	24

GENERAL LOCK

Quality & Value™

Laminated Steel Padlocks at a Glance

Review these features and see which General Lock padlock is right for your needs.



LAMINATED:

Part Number	PL40L10S	PL40L20S	PL45L10S	PL45L20S	PL50L10S	PL50L20S
Shackle Diameter (A) (in inches)	7/32"	7/32"	1/4"	1/4"	5/16"	5/16"
Shackle Clearance (B) (in inches)	7/8"	2"	7/8"	2-1/4"	1-1/16"	2-3/8"
Shackle Width (C) (in inches)	25/32"	25/32"	13/16"	13/16"	15/16"	15/16"
Body Height (D) (in inches)	1-1/4"	1-1/4"	1-1/4"	1-1/4"	1-1/2"	1-1/2"
Body Width (E) (in inches)	1-9/16"	1-9/16"	1-3/4"	1-3/4"	2"	2"
Body Thickness (F) (in inches)	7/8"	7/8"	7/8"	7/8"	1"	1"
Weight	0.4 lbs	0.43 lbs	0.47 lbs	0.51 lbs	0.66 lbs	0.72 lbs
Keying	KA GL1001 KA GL1002 KA GL1003 KA GL1004 KA2 KA4 KD	KA GL1001 KA GL1002 KD	KA GL1001 KA GL1002 KA GL1003 KA GL1004 KA2 KA4 KD	KA GL1001 KA GL1002 KD	KA GL1001 KA GL1002 KA GL1003 KA GL1004 KD	KA GL1001 KA GL1002 KD
# of pins in cylinder	4	4	4	4	4	4
Shelf pack / qty.	6	6	6	6	6	6
Master carton qty.	N/A	N/A	N/A	N/A	N/A	N/A

GENERAL LOCK

Quality & Value™

— Product Guide 103.1 — F:5